

Long Beach Unified School District

A Strong Culture of Data-Driven Decision-making

October 19, 2010



Introductions

Kathleen Piscopo

- Administrator, Information Systems Technology, Research, Planning & Evaluation Studies

Robin Samana

- Director – Elementary Schools

Kevin Maddox

- Principal, Willard Elementary School

Connie Magee

- Principal, Washington Middle School



Long Beach Unified

3rd Largest District in Calif.

- 85,882 students
- 91 schools
- 84% minority
- 23% English Language Learner



Broad Prize Winner 2003-2004

- Recognizes America's best urban districts for increasing student achievement
- Five time Broad Prize finalist





Long Beach Research Office Intranet/Internet

- Allows administrators and teachers to input and analyze assessment data
- System has been in place approximately 7 years
- Built on Microsoft.net technology & SQL database
- Data are input on-line or scanned
- Live and static reports provided on state and district assessments
- Student level and summary information



Demonstration

- Trimester Data Analysis
- Academic Report Central
- District Assessments
- Academic Data Browser
- Group Reports



Testing & Grading System

230 District Assessments (K-12)

- Quarter, Trimester, End of Course

Lexmark Multifunction Printer – MFP

- Testing & Grading solution
- Implemented District-wide 2009-2010
 - 4 at each High School
 - 2 at each Middle School
 - 1 at each Elementary School
- Plain paper pre-printed answer sheets (2-3 cents)
- District, School & Teacher level assessments
- Integration with student information system/LROIX
- Integration with "Schoolloop" grade book



Testing & Grading

Teacher/Administrator Time Savings

- Ease of use, no computer to print/scan/report

Data Analysis

- Instant results for students, teachers and administrators
- All reports are e-mailed to teacher



Student Grade Report (Full)

- One sheet per student
- Includes an image of the student's scan sheet
- Lists the grade, total score, percent correct and all responses by item with the correct answer listed next to incorrect responses

SAMPLE REPORTS - 003676

Name: Teacher Name: Lil
 SID: 20 School: Hill Middle
 Course: COMPUTERS Adv Course #: 1339
 Grade Level: 08 Period: 5
 Test ID: Section: 000041

1. <input type="radio"/> A <input type="radio"/> B <input type="radio"/> C <input checked="" type="radio"/> D <input type="radio"/> E	16. <input type="radio"/> A <input type="radio"/> B <input type="radio"/> C <input checked="" type="radio"/> D <input type="radio"/> E
2. <input type="radio"/> A <input type="radio"/> B <input checked="" type="radio"/> C <input type="radio"/> D <input type="radio"/> E	17. <input type="radio"/> A <input type="radio"/> B <input checked="" type="radio"/> C <input type="radio"/> D <input type="radio"/> E
3. <input type="radio"/> A <input type="radio"/> B <input checked="" type="radio"/> C <input type="radio"/> D <input type="radio"/> E	18. <input type="radio"/> A <input type="radio"/> B <input checked="" type="radio"/> C <input type="radio"/> D <input type="radio"/> E
4. <input type="radio"/> A <input type="radio"/> B <input checked="" type="radio"/> C <input type="radio"/> D <input type="radio"/> E	19. <input type="radio"/> A <input checked="" type="radio"/> B <input type="radio"/> C <input type="radio"/> D <input type="radio"/> E
5. <input checked="" type="radio"/> A <input type="radio"/> B <input type="radio"/> C <input type="radio"/> D <input type="radio"/> E	20. <input type="radio"/> A <input type="radio"/> B <input type="radio"/> C <input checked="" type="radio"/> D <input type="radio"/> E
6. <input type="radio"/> A <input checked="" type="radio"/> B <input type="radio"/> C <input type="radio"/> D <input type="radio"/> E	21. <input checked="" type="radio"/> A <input type="radio"/> B <input type="radio"/> C <input type="radio"/> D <input type="radio"/> E
7. <input checked="" type="radio"/> A <input type="radio"/> B <input type="radio"/> C <input type="radio"/> D <input type="radio"/> E	22. <input checked="" type="radio"/> A <input type="radio"/> B <input type="radio"/> C <input type="radio"/> D <input type="radio"/> E
8. <input checked="" type="radio"/> A <input type="radio"/> B <input type="radio"/> C <input type="radio"/> D <input type="radio"/> E	23. <input checked="" type="radio"/> A <input type="radio"/> B <input type="radio"/> C <input type="radio"/> D <input type="radio"/> E
9. <input type="radio"/> A <input checked="" type="radio"/> B <input type="radio"/> C <input type="radio"/> D <input type="radio"/> E	24. <input type="radio"/> A <input type="radio"/> B <input checked="" type="radio"/> C <input type="radio"/> D <input type="radio"/> E
10. <input type="radio"/> A <input checked="" type="radio"/> B <input type="radio"/> C <input type="radio"/> D <input type="radio"/> E	25. <input type="radio"/> A <input type="radio"/> B <input type="radio"/> C <input checked="" type="radio"/> D <input type="radio"/> E
11. <input type="radio"/> A <input checked="" type="radio"/> B <input type="radio"/> C <input type="radio"/> D <input type="radio"/> E	26. <input type="radio"/> A <input type="radio"/> B <input type="radio"/> C <input checked="" type="radio"/> D <input type="radio"/> E
12. <input type="radio"/> A <input type="radio"/> B <input checked="" type="radio"/> C <input type="radio"/> D <input type="radio"/> E	27. <input checked="" type="radio"/> A <input type="radio"/> B <input type="radio"/> C <input type="radio"/> D <input type="radio"/> E
13. <input checked="" type="radio"/> A <input type="radio"/> B <input type="radio"/> C <input type="radio"/> D <input type="radio"/> E	28. <input type="radio"/> A <input checked="" type="radio"/> B <input type="radio"/> C <input type="radio"/> D <input type="radio"/> E
14. <input type="radio"/> A <input type="radio"/> B <input type="radio"/> C <input checked="" type="radio"/> D <input type="radio"/> E	29. <input checked="" type="radio"/> A <input type="radio"/> B <input type="radio"/> C <input type="radio"/> D <input type="radio"/> E
15. <input type="radio"/> A <input type="radio"/> B <input checked="" type="radio"/> C <input type="radio"/> D <input type="radio"/> E	30. <input type="radio"/> A <input type="radio"/> B <input checked="" type="radio"/> C <input type="radio"/> D <input type="radio"/> E

Student Grade Report					
SAMPLE REPORTS - 003676161 - 626					
Student: <input type="text"/>					
Grade		Total Score	Score (%)		
Overall		A	28.00 / 30.00	96.67	
Responses					
Question	Response	Correct Answer	Question	Response	Correct Answer
Q01	D		Q11	B	
Q02	C		Q12	C	
Q03	C		Q13	A	
Q04	C		Q14	D	
Q05	A		Q15	C	D
Q06	B		Q16	D	
Q07	A		Q17	C	
Q08	A		Q18	C	
Q09	B		Q19	B	
Q10	B		Q20	D	
			Q21	A	
			Q22	A	
			Q23	A	
			Q24	C	
			Q25	D	
			Q26	D	
			Q27	A	
			Q28	B	
			Q29	A	
			Q30	C	








Reports

Student Statistics Report

- Student Name and ID
- Grade (A, B, C, D, F)
- Number correct
- Number possible
- Percent correct

Overall

Student	Grade	Total	Percent	
Katherin 2000	A	29.00 / 30.00	96.67	
Antonio 2000	A	27.00 / 30.00	90.00	
Brian 2000	A	28.00 / 30.00	93.33	
Vincent 2008	C	23.00 / 30.00	76.67	
Anthony 2000	C	21.00 / 30.00	70.00	








Reports

Condensed Item Analysis Report

- An asterisk indicates the correct answer.
- The frequency and percent of each response by item
- Helpful in determining which items the class answered correctly or incorrectly and which items may have been confusing, invalid, or not covered prior to the exam.

Q20

Response	Frequency	Percent	
A	2	7.41	
B	1	3.70	
C	4	14.81	
* D	20	74.07	
E	0	0.00	

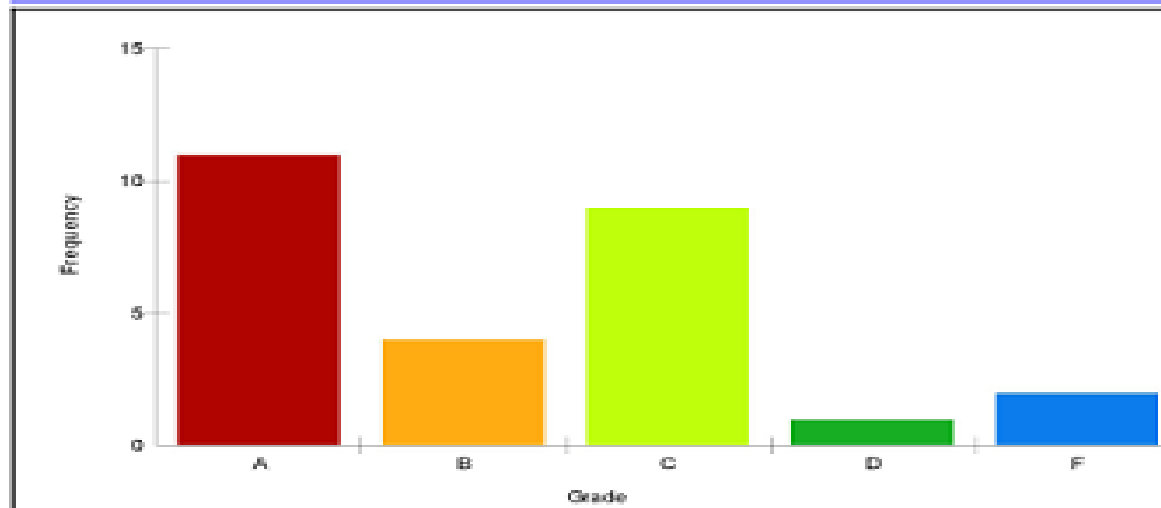


Reports

Class Frequency Distribution Report

- Mean Score
- Graphs the frequency of each grade, with percent and raw score ranges for each grade

Overall			Mean Score: 79.38%	
Grade	Percent Score	Raw Score	Frequency	Percent
A	80.00 - 100.00	27.00 - 30.00	11	40.74
B	60.00 - 79.99	24.00 - 26.99	4	14.81
C	70.00 - 79.99	21.00 - 23.99	9	33.33
D	60.00 - 69.99	18.00 - 20.99	1	3.70
F	0.00 - 59.99	0.00 - 17.99	2	7.41



Next Steps

- Increase graphical interfaces
- Enhanced query capabilities at site level
- Parent portal



Challenges

- **Resources**

- Equipment
- Personnel

- **Training**

- Personnel
- Release time for participants



Contact Information

Kathleen Piscopo – Administrator, IS Tech, Research

- kpiscopo@lbschools.net

Robin Samana – Director, Elementary Schools

- rsamana@lbschools.net

Kevin Maddox – Principal, Willard Elementary School

- kmaddox@lbschools.net

Connie Magee – Principal, Washington Middle School

- cmagee@lbschools.net

